



ISO/IEC 29341-15-10

Edition 1.0 2011-09

INTERNATIONAL STANDARD



**Information technology – UPnP device architecture –
Part 15-10: Content Synchronization Device Control Protocol – Synchronization
Service**

INTERNATIONAL
ELECTROTECHNICAL
COMMISSION

PRICE CODE



ICS 35.200

ISBN 978-2-88912-655-2

CONTENTS

1	Overview and Scope.....	4
1.1	Introduction	4
1.1.1	ContentSync Function	6
1.1.2	Media Server Device and ContentDirectory Service	6
1.2	Notation	7
1.2.1	Data Types	8
1.3	Vendor-defined Extensions	8
1.4	Namespace for ContentSync Service	8
1.5	References.....	8
2	Service Modeling Definitions.....	10
2.1	ServiceType	10
2.2	Terms	10
2.2.1	Synchronization Object and Pair	10
2.2.2	Synchronization Data Structure	11
2.2.3	Synchronization Policy and Behavior	12
2.2.4	Minimally Complete Synchronization Relationship Data Structure	15
2.3	Synchronization Data Structure Management.....	16
2.3.1	Synchronization Data Structure Addition	16
2.3.2	Synchronization Data Structure Modification	16
2.3.3	Synchronization Data Structure Deletion	17
2.4	Synchronization Operation (CDS to CDS)	17
2.5	Synchronization Operation (CDS to non CDS).....	19
2.6	Garbage Collection.....	20
2.7	State Variables.....	20
2.7.1	<u>SyncChange</u>	21
2.7.2	<u>SyncStatusUpdate</u>	22
2.7.3	<u>A_ARG_TYPE ActionCaller</u>	28
2.7.4	<u>A_ARG_TYPE SyncData</u>	28
2.7.5	<u>A_ARG_TYPE SyncPair</u>	33
2.7.6	<u>A_ARG_TYPE SyncID</u>	33
2.7.7	<u>A_ARG_TYPE ObjectID</u>	33
2.7.8	<u>A_ARG_TYPE SyncStatus</u>	33
2.7.9	<u>A_ARG_TYPE ChangeLog</u>	34
2.7.10	<u>A_ARG_TYPE Index</u>	35
2.7.11	<u>A_ARG_TYPE Count</u>	35
2.7.12	<u>A_ARG_TYPE ResetObjectList</u>	35
2.8	Eventing and Moderation	36
2.9	Actions.....	36
2.9.1	<u>AddSyncData()</u>	37
2.9.2	<u>ModifySyncData()</u>	38
2.9.3	<u>DeleteSyncData()</u>	40
2.9.4	<u>GetSyncData()</u>	41
2.9.5	<u>ExchangeSyncData()</u>	42
2.9.6	<u>AddSyncPair()</u>	43
2.9.7	<u>ModifySyncPair()</u>	44

2.9.8	<u>DeleteSyncPair()</u>	45
2.9.9	<u>StartSync()</u>	47
2.9.10	<u>AbortSync()</u>	48
2.9.11	<u>GetChangeLog()</u>	49
2.9.12	49	
2.9.13	<u>ResetChangeLog()</u>	50
2.9.14	<u>ResetStatus()</u>	51
2.9.15	51	
2.9.16	<u>GetSyncStatus()</u>	52
2.9.17	Non-Standard Actions Implemented by a UPnP Vendor	53
2.9.18	Common Error Codes	53
2.10	Theory of Operation	54
2.10.1	Introduction	54
2.10.2	CDS Synchronization	54
2.10.3	Synchronization of a Reference Object	72
3	XML Service Description	77
4	Test	82
Annex A	(normative) AV Working Committee Properties	83
A.1	Base Properties Overview	83
A.1.1	<u>@id</u>	83
A.2	Resource Encoding Characteristics Properties	83
A.2.1	<u>res@avcs:syncAllowed</u>	83
A.2.2	<u>res@avcs:resModified</u>	83
A.3	Content Synchronization-related Properties	84
A.3.1	<u>avcs:syncable</u>	84
A.3.2	<u>avcs:syncInfo</u>	84
A.3.3	<u>avcs:syncInfo@updateID</u>	85
A.3.4	<u>avcs:syncInfo::pair</u>	85
A.3.5	<u>avcs:syncInfo::pair@syncRelationshipID</u>	85
A.3.6	<u>avcs:syncInfo::pair@partnershipID</u>	85
A.3.7	<u>avcs:syncInfo::pair@pairGroupID</u>	86
A.3.8	<u>avcs:syncInfo::pair::remoteObjID</u>	86
A.3.9	<u>avcs:syncInfo::pair::remoteParentObjID</u>	86
A.3.10	<u>avcs:syncInfo::pair::virtualRemoteParentObjID</u>	86
A.3.11	<u>avcs:syncInfo::pair::policy</u>	86
A.3.12	<u>avcs:syncInfo::pair::status</u>	87
Annex B	(normative) Syncable Objects and Properties	88
B.1	Deciding Syncability of CDS Object	88
B.2	Synchronization of CDS object properties (Informative)	89
Figure 1	— Content Synchronization Model	4
Figure 2	— High-level Synchronization Flow Diagram	5
Figure 3	— Unidirectional Contents Synchronization	6
Figure 4	— ContentSync Function	6
Figure 5	— Types of Synchronization Pair	11
Figure 6	— Synchronization Data Structure	12
Figure 7	— Interaction Diagram (Synchronization Operation)	17

Figure 8 — Synchronization Relationship between two CDSs	55
Figure 9 — Synchronization Relationship between two CDSs	73
Table 1-1 — Namespace Definitions	8
Table 2-1 — State Variables	20
Table 2-2 — Status Codes of Synchronization Operation.....	27
Table 2-3 — Event Moderation.....	36
Table 2-4 — Actions	37
Table 2-5 — Arguments for <u>AddSyncData()</u>	38
Table 2-6 — Error Codes for <u>AddSyncData()</u>	38
Table 2-7 — Arguments for <u>ModifySyncData()</u>	39
Table 2-8 — Error Codes for <u>ModifySyncData()</u>	40
Table 2-9 — Arguments for <u>DeleteSyncData()</u>	41
Table 2-10 — Error Codes for <u>DeleteSyncData()</u>	41
Table 2-11 — Arguments for <u>GetSyncData()</u>	41
Table 2-12 — Error Codes for <u>GetSyncData()</u>	42
Table 2-13 — Arguments for <u>ExchangeSyncData()</u>	42
Table 2-14 — Error Codes for <u>ExchangeSyncData()</u>	42
Table 2-15 — Arguments for <u>AddSyncPair()</u>	44
Table 2-16 — Error Codes for <u>AddSyncPair()</u>	44
Table 2-17 — Arguments for <u>ModifySyncPair()</u>	45
Table 2-18 — Error Codes for <u>ModifySyncPair()</u>	45
Table 2-19 — Arguments for <u>DeleteSyncPair()</u>	46
Table 2-20 — Error Codes for <u>DeleteSyncPair()</u>	46
Table 2-21 — Arguments for <u>StartSync()</u>	47
Table 2-22 — Error Codes for <u>StartSync()</u>	48
Table 2-23 — Arguments for <u>AbortSync()</u>	48
Table 2-24 — Error Codes for <u>AbortSync()</u>	49
Table 2-25 — Arguments for <u>GetChangeLog()</u>	50
Table 2-26 — Error Codes for <u>GetChangeLog()</u>	50
Table 2-27 — Arguments for <u>ResetChangeLog()</u>	51
Table 2-28 — Error Codes for <u>ResetChangeLog()</u>	51
Table 2-29 — Arguments for <u>ResetStatus()</u>	51
Table 2-30 — Error Codes for <u>ResetStatus()</u>	52
Table 2-31 — Arguments for <u>GetSyncStatus()</u>	52
Table 2-32 — Error Codes for <u>GetSyncStatus()</u>	53
Table 2-33 — Common Error Codes	53
Table 2-34 — Actions for example sequence.....	56
Table A.1 — Content Synchronization-related Properties Overview	84
Table B.1 — Syncability of CDS object class.....	88
Table B.2 — Syncability of CDS Object property	90

INFORMATION TECHNOLOGY – UPNP DEVICE ARCHITECTURE –

Part 15-10: Content Synchronization Device Control Protocol – Synchronization Service

FOREWORD

- 1) ISO (International Organization for Standardization) and IEC (International Electrotechnical Commission) form the specialized system for worldwide standardization. National bodies that are members of ISO or IEC participate in the development of International Standards. Their preparation is entrusted to technical committees; any ISO and IEC member body interested in the subject dealt with may participate in this preparatory work. International governmental and non-governmental organizations liaising with ISO and IEC also participate in this preparation.
- 2) In the field of information technology, ISO and IEC have established a joint technical committee, ISO/IEC JTC 1. Draft International Standards adopted by the joint technical committee are circulated to national bodies for voting. Publication as an International Standard requires approval by at least 75 % of the national bodies casting a vote.
- 3) The formal decisions or agreements of IEC and ISO on technical matters express, as nearly as possible, an international consensus of opinion on the relevant subjects since each technical committee has representation from all interested IEC and ISO member bodies.
- 4) IEC, ISO and ISO/IEC publications have the form of recommendations for international use and are accepted by IEC and ISO member bodies in that sense. While all reasonable efforts are made to ensure that the technical content of IEC, ISO and ISO/IEC publications is accurate, IEC or ISO cannot be held responsible for the way in which they are used or for any misinterpretation by any end user.
- 5) In order to promote international uniformity, IEC and ISO member bodies undertake to apply IEC, ISO and ISO/IEC publications transparently to the maximum extent possible in their national and regional publications. Any divergence between any ISO/IEC publication and the corresponding national or regional publication should be clearly indicated in the latter.
- 6) ISO and IEC provide no marking procedure to indicate their approval and cannot be rendered responsible for any equipment declared to be in conformity with an ISO/IEC publication.
- 7) All users should ensure that they have the latest edition of this publication.
- 8) No liability shall attach to IEC or ISO or its directors, employees, servants or agents including individual experts and members of their technical committees and IEC or ISO member bodies for any personal injury, property damage or other damage of any nature whatsoever, whether direct or indirect, or for costs (including legal fees) and expenses arising out of the publication of, use of, or reliance upon, this ISO/IEC publication or any other IEC, ISO or ISO/IEC publications.
- 9) Attention is drawn to the normative references cited in this publication. Use of the referenced publications is indispensable for the correct application of this publication.
- 10) Attention is drawn to the possibility that some of the elements of this International Standard may be the subject of patent rights. ISO and IEC shall not be held responsible for identifying any or all such patent rights.

International Standard ISO/IEC 29341-15-10 was prepared by UPnP Forum Steering committee¹, was adopted, under the fast track procedure, by subcommittee 25: Interconnection of information technology equipment, of ISO/IEC joint technical committee 1: Information technology.

The list of all currently available parts of the ISO/IEC 29341 series, under the general title *Information technology – UPnP device architecture*, can be found on the IEC web site.

This International Standard has been approved by vote of the member bodies, and the voting results may be obtained from the address given on the second title page.

¹ UPnP Forum Steering committee, UPnP Forum, 3855 SW 153rd Drive, Beaverton, Oregon 97006 USA. See also "Introduction".

IMPORTANT – The “colour inside” logo on the cover page of this publication indicates that it contains colours which are considered to be useful for the correct understanding of its contents. Users should therefore print this publication using a colour printer.

1 Overview and Scope

This service definition is compliant with the UPnP Device Architecture version [1.0](#).

1.1 Introduction

Content Synchronization service enables two or more ContentDirectory services [CDS] to synchronize content with each other. This service also enables a UPnP control point to synchronize content with a ContentDirectory service. We refer this service as “CSS” or “ContentSync service” from hereon. If a CDS wants to support synchronization of objects and its resources with other CDSs, the implementation **MUST** enable this ContentSync service (CSS). CSS keeps change log as part of CDS object property that describe which CDS objects are added or modified or deleted since it has synchronized last. Since synchronization enables interaction between ContentSync services, each service has a Control Point (CP) functionality that invokes actions to other ContentSync service to achieve synchronization of contents with each other.

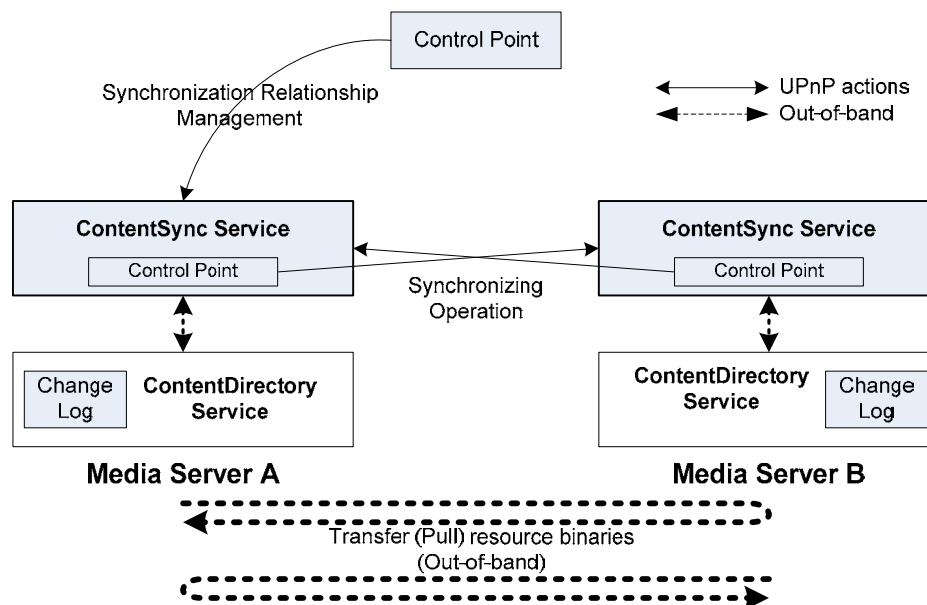


Figure 1 — Content Synchronization Model

Figure 1 shows how synchronization is accomplished between two CSSs. In the figure above, a stand alone control point is managing the synchronization between two CSSs. This includes management of content synchronization data structure (i.e., creating, browsing and deleting of synchronization data structure) and invocation of synchronization operation, etc. An embedded control point in the CSS has the role of performing the actual synchronization of objects which include retrieving the change log for objects that have changed, monitoring the status of the other CSS and updating the synchronization data structure when an object is successfully synchronized etc.

Figure 2 shows a high-level flow diagram of how Content Sync services, ContentDirectory services and Control Point interact with each other to achieve content synchronization..

Firstly, a stand-alone control point (controlled by a user) creates a synchronization relationship that describes which devices to participate in the synchronization, which objects

are to be synchronized, and how to resolve conflicts and so on. When the control point creates a synchronization relationship, it MUST be responsible to define valid information for the CSS. If the synchronization relationship is successfully created, the CDS implementation that supports CSS MUST keep track of change log of the objects that are subject to synchronization. When a synchronization relationship is created between two devices, identical synchronization data structure information is maintained in both devices.

Once a synchronization relationship is created, a stand-alone control point can trigger a synchronization operation on either of CSSs. If the CSS is ready to synchronize (i.e. successfully respond to the trigger from the stand-alone control point), the embedded control point in the CSS retrieves change log from the other partner device.

After obtaining the change log, the CSS parses and interprets the change log. The CSS then updates the CDS by retrieving object information from the partner device based on the change log and the rule defined in this specification. In this step, the CSS notifies the CSS of the partner device whenever an object in the change log is dealt with regardless of success or failure. If successful update for an object is notified, the CSS implementation MUST clear the change log for that object and the CDS must keep track of new change log since this last synchronization.

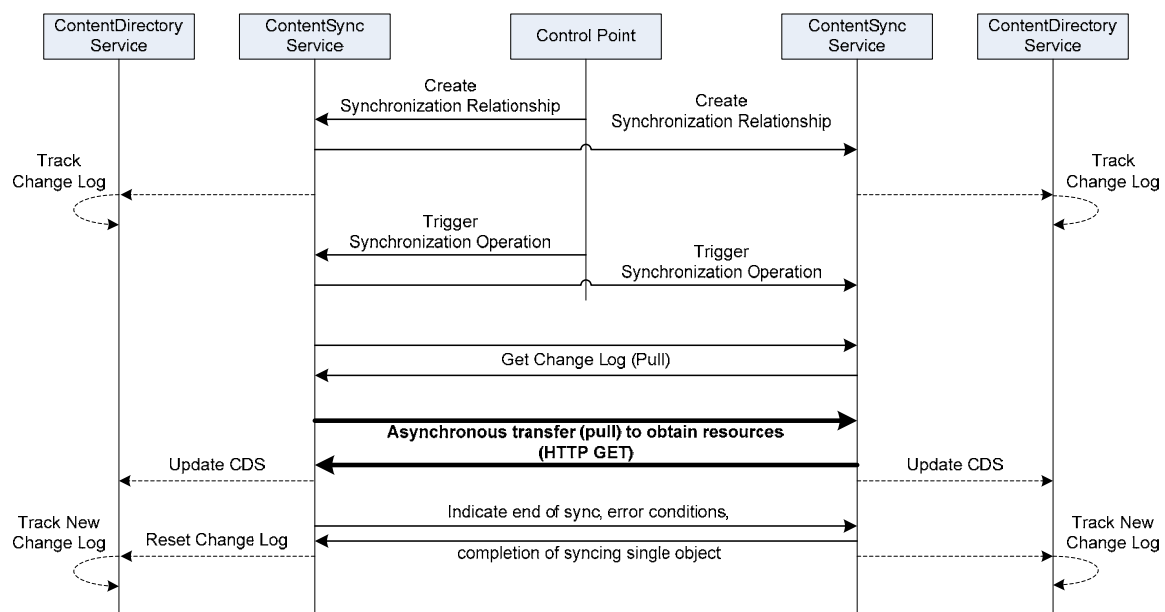


Figure 2 — High-level Synchronization Flow Diagram

The ContentSync service also provides a functionality by which a control point can only track changes of objects that the control point is interested in. This functionality is helpful for unidirectional synchronization. Figure 3 shows such a scenario. In this scenario, a control point with its own local storage (not compliant to CDS) can synchronize with a CDS by its own local policy. In other words, the control point does not follow any policies that are defined in this specification. The control point creates synchronization relationship information on a CDS with its interest for the CDS to track some objects. The CDS keeps change log for the objects the control point is interested. Therefore, an embedded control point in the CSS is disabled for this type of synchronization. Subclause 2.5 explains in details how this kind of unidirectional synchronization can be achieved.

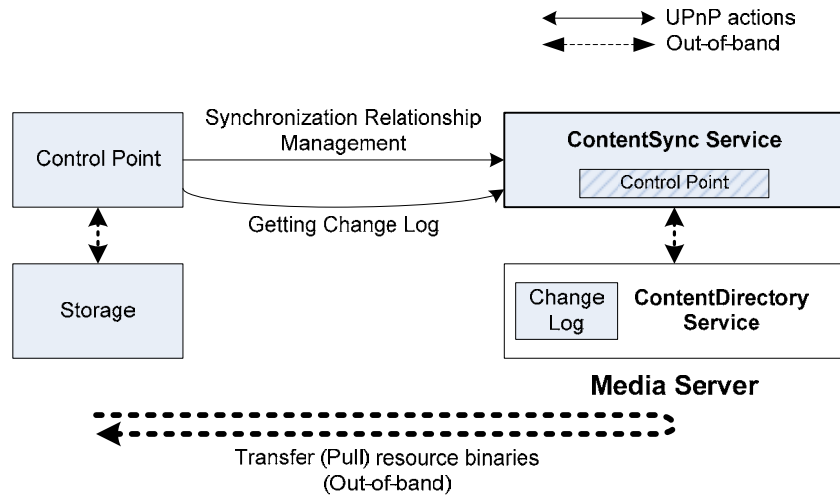


Figure 3 — Unidirectional Contents Synchronization

1.1.1 ContentSync Function

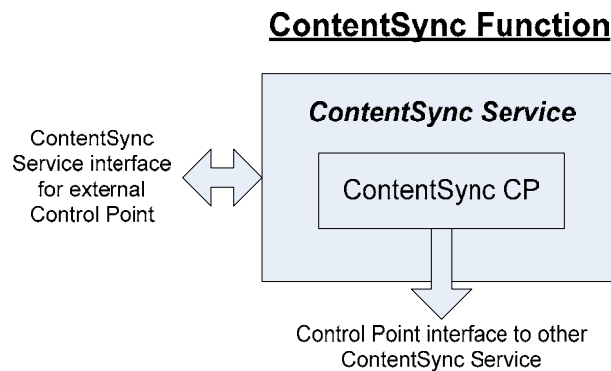


Figure 4 — ContentSync Function

The Content Sync function is an essential part of the Content Synchronization. This function is a combination of a ContentSync service and a Content Sync CP in a CSS as shown in Figure 4.

ContentSync Service:

ContentSync service is responsible for managing synchronization data structure and performing synchronization operation with a partner CSS.

ContentSync CP:

The ContentSync CP provides Control Point functionality that controls other ContentSync service running on the network.

The interface between the ContentSync CP and the ContentSync service is device-dependent and not defined by the UPnP ContentSync Service specifications.

1.1.2 Media Server Device and ContentDirectory Service

Since a ContentSync service provides the functionality to synchronize ContentDirectory service objects, ContentSync service implementation **MUST** appear together with ContentDirectory service implementation and **MUST** be also deployed on an UPnP Media Server device [MSD] that supports synchronization. Therefore, a Media Server

implementation **MUST** expose an XML device description document which contains description of both ContentSync service and ContentDirectory service when the Media Server implementation supports synchronization of CDS objects.

The following device type identifies a Media Server device that is compliant with this specification:

urn:schemas-upnp-org:device:MediaServer:2

The following service type identifies a ContentDirectory service that is compliant with this specification:

urn:schemas-upnp-org:service:ContentDirectory:2

To enable synchronization of CDS objects, this specification imposes additional requirements on ContentDirectory:2 service specification. When supporting synchronization of CDS objects, these additional requirements **MUST** be implemented on top of ContentDirectory:2 service implementation. **See Annex A for the additional requirements on ContentDirectory:2 service specification (especially CDS properties of ContentDirectory:2 service).**

Additionally, since this specification adds extended properties to CDS, the AVCS XML schema [AVCS-XSD] for those properties is specified in this specification, not in UPnP AV. In other words, a CDS object expressed by original DIDL-Lite XML document **MUST** also refer to the AVCS XML schema when the new properties are added to the object. (The schema of the DIDL-Lite XML document does not have any reference to the AVCS XML schema). Note that the schema is informative only and hence the XML data types defined in this specification take precedence over all the XML schemas.

1.2 Notation

- In this document, features are described as Required, Recommended, or Optional as follows:

The key words “**MUST**,” “**MUST NOT**,” “**REQUIRED**,” “**SHALL**,” “**SHALL NOT**,” “**SHOULD**,” “**SHOULD NOT**,” “**RECOMMENDED**,” “**MAY**,” and “**OPTIONAL**” in this specification are to be interpreted as described in [RFC 2119].

In addition, the following keywords are used in this specification:

PROHIBITED – The definition or behavior is an absolute prohibition of this specification. Opposite of **REQUIRED**.

CONDITIONALLY REQUIRED – The definition or behavior depends on a condition. If the specified condition is met, then the definition or behavior is **REQUIRED**, otherwise it is **PROHIBITED**.

CONDITIONALLY OPTIONAL – The definition or behavior depends on a condition. If the specified condition is met, then the definition or behavior is **OPTIONAL**, otherwise it is **PROHIBITED**.

These keywords are thus capitalized when used to unambiguously specify requirements over protocol and application features and behavior that affect the interoperability and security of implementations. When these words are not capitalized, they are meant in their natural-language sense.

- Strings that are to be taken literally are enclosed in “double quotes”.
- Words that are emphasized are printed in *italic*.
- Keywords that are defined by the UPnP ContentSync and AV Working Committee are printed using the forum character style.
- Keywords that are defined by the UPnP Device Architecture are printed using the arch character style.
- A double colon delimiter, “::”, signifies a hierarchical parent-child (parent::child) relationship between the two objects separated by the double colon. This delimiter is used

in multiple contexts, for example: `Service::Action()`, `Action()::Argument`, `parentProperty::childProperty`.

1.2.1 Data Types

This specification uses data type definitions from two different sources. The UPnP Device Architecture defined data types are used to define state variable and action argument data types.

For UPnP Device Architecture defined Boolean data types, it is strongly RECOMMENDED to use the value “0” for false, and the value “1” for true. However, when used as input arguments, the values “false”, “no”, “true”, “yes” may also be encountered and MUST be accepted. Nevertheless, it is strongly RECOMMENDED that all state variables and output arguments be represented as “0” and “1”.

For XML Schema defined Boolean data types, it is strongly RECOMMENDED to use the value “0” for false, and the value “1” for true. However, when used as input properties, the values “false”, “true” may also be encountered and MUST be accepted. Nevertheless, it is strongly RECOMMENDED that all properties be represented as “0” and “1”.

1.3 Vendor-defined Extensions

Whenever vendors create additional vendor-defined state variables, actions or properties, their assigned names and XML representation MUST follow the naming conventions and XML rules as specified in [DEVICE]

1.4 Namespace for ContentSync Service

All data types represented by XML document in this specification MUST use the following namespaces and XML schemas. Note that this schema is informative only and hence the XML data types defined in this specification take precedence over the XML schema.

Table 1-1 — Namespace Definitions

Standard Name-space Prefix	Namespace Name	Namespace Description	Normative Definition Document Reference
cs:	urn:schemas-upnp-org:cs Reference: http://www.upnp.org/schemas/cs/cs-v1-2007xxxx.xsd	Common data types for use in ContentSync schema	[CSS-XSD]
avcs:	urn:schemas-upnp-org:cs:avcs Reference: http://www.upnp.org/schemas/cs/avcs-v1-2007xxxx.xsd	Metadata for UPnP AV CDS	[AVCS-XSD]

1.5 References

[RFC 2119] – IETF RFC 2119, Key words for use in RFCs to Indicate Requirement Levels, S. Bradner, 1997.

[RFC 4122] – IETF RFC 4122, A Universally Unique Identifier (UUID) URN Namespace, P. Leach, et. al., 2005.

[CDS] – *ContentDirectory:2*, UPnP Forum, May 31, 2006.

[DIDL-LITE-XSD] – XML Schema for ContentDirectory:2 Structure and Metadata (DIDL-Lite), UPnP Forum, May 31, 2006.

[CSS-XSD] – *XML Schema for ContentSync Service:1*, UPnP Forum, July 26, 2007.

[AVCS-XSD] – XML Schema for additional CDS Object Properties of ContentSync Service:1, UPnP Forum, July 26, 2007.

[DEVICE] – *UPnP Device Architecture, version 1.0*, UPnP Forum, June 13, 2000.

[XML] – *Extensible Markup Language (XML) 1.0 (Third Edition)*, François Yergeau, Tim Bray, Jean Paoli, C. M. Sperberg-McQueen, Eve Maler, eds., W3C Recommendation, February 4, 2004.

[XML SCHEMA-2] – *XML Schema Part 2: Data Types, Second Edition*, Paul V. Biron, Ashok Malhotra, W3C Recommendation, 28 October 2004.

[MSD] – *MediaServer:2*, UPnP Forum, May 31, 2006.